

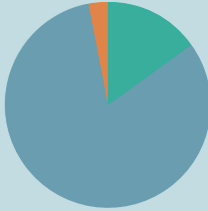


USE OF FORCE (OCTOBER '19 TO DECEMBER '19)

Less than **3%** of incidents involved use of force
Total numbers of incidents: **60,511**
Numbers of uses of force recorded: **1,540**

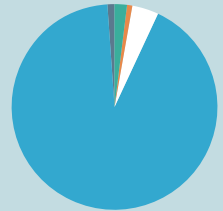


GENDER OF SUBJECT:



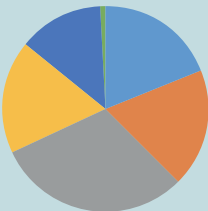
82% Male
15% Female
3% Unknown/not stated

ETHNICITY OF SUBJECT:



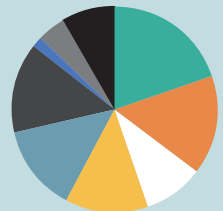
2% Black
1% Asian
0% Chinese
1% Mixed
92% White British/European
4% Unknown/not stated

REASON FOR USE OF FORCE:



59% Arrest
57% Prevent escape
94% Protecting people (including subject, public and officers)
55% Method of entry, effect a search or secure property/evidence
41% Prevent offence
2% Other

IMPACT FACTOR



48% Alcohol
38% Drugs
23% Possession of a weapon
32% Mental Health
33% Prior Knowledge
34% Size/Gender/Build
4% Acute Behavioural Disorder
11% Crowd
20% Other

8% of subjects were believed to have a mental health condition

27 complaint allegations recorded against police officers and staff

146 incidents of officers assaulted

