

# USE OF FORCE (APRIL '19 TO JUNE '19)

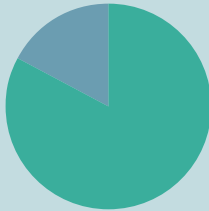
Less than 2% of incidents involved use of force

Total numbers of incidents: **65,958**

Numbers of uses of force recorded: **1,536**

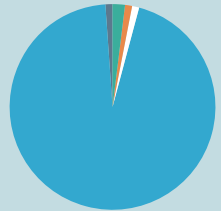


## GENDER OF SUBJECT:



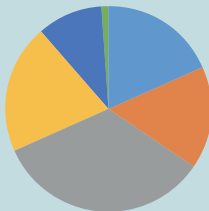
82% Male  
18% Female  
0% Unknown/not stated

## ETHNICITY OF SUBJECT:



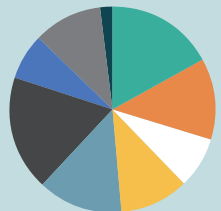
2% Black  
1% Asian  
1% Mixed  
0% Chinese  
94% White British/European  
1% Unknown/not stated

## REASON FOR USE OF FORCE:



63% Arrest  
61% Prevent escape  
92% Protecting people (including subject, public and officers)  
67% Method of entry, effect a search or secure property/evidence  
40% Prevent offence  
3% Other

## IMPACT FACTOR



40% Alcohol  
34% Drugs  
22% Possession of a weapon  
24% Mental Health  
29% Prior Knowledge  
37% Size/Gender/Build  
5% Acute Behavioural Disorder  
14% Crowd  
22% Other

**8%** of subjects were believed to have a mental health condition

**20** complaint allegations recorded against police officers and staff

**110** incidents of officers assaulted

