

# USE OF FORCE (APRIL '18 TO MARCH '19)

Less than **3%** of incidents involved use of force

Total numbers of incidents: **176,100**

Numbers of uses of force recorded: **4,496**

**3030**



Handcuffs used

**20**



Police dog deployed

**8**



Police dog bite

**2184**



Unarmed skill (push/wrist lock)

**482**



Taser drawn

**79**



Taser used

**2968**



Tactical communication

**41**



Firearm aimed

**0**



Firearm discharged

**53**



Baton drawn/used

**151**



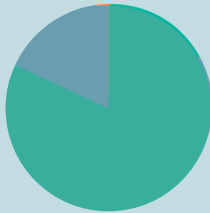
Incapacitant drawn/used

**78**



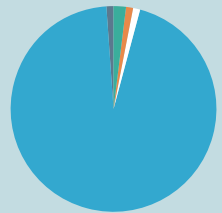
Spit Guard Used

## GENDER OF SUBJECT:



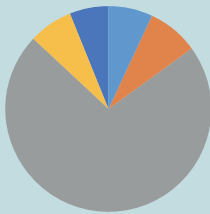
83% Male  
17% Female  
0% Unknown/not stated

## ETHNICITY OF SUBJECT:



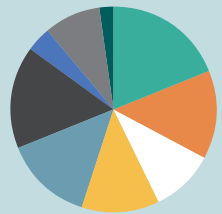
2% Black  
1% Asian  
1% Mixed  
0% Chinese  
95% White British/European  
1% Unknown/not stated

## REASON FOR USE OF FORCE:



7% Arrest  
8% Prevent escape  
72% Protecting people (including subject, public and officers)  
7% Method of entry, effect a search or secure property/evidence  
6% Prevent offence  
0% Other

## IMPACT FACTOR



19% Alcohol  
14% Drugs  
10% Possession of a weapon  
12% Mental Health  
14% Prior Knowledge  
16% Size/Gender/Build  
2% Acute Behavioural Disorder  
4% Crowd  
9% Other

**9%** of subjects were believed to have a mental health condition

**105** complaint allegations recorded against police officers and staff

**206** incidents of officers assaulted

