

USE OF FORCE: 1 APRIL 2024 TO 31 MARCH 2025

Less than **8.6%** of incidents involved use of force

Total numbers of incidents: **199,307**

Number of times use of force recorded: **17,339**

13,468



Handcuffs used

138



Police dog deployed

48



Police dog bite

5027



Unarmed skill (push/wrist lock)

215



Taser drawn

83



Taser used

205



Firearms

161



Baton drawn/used

273



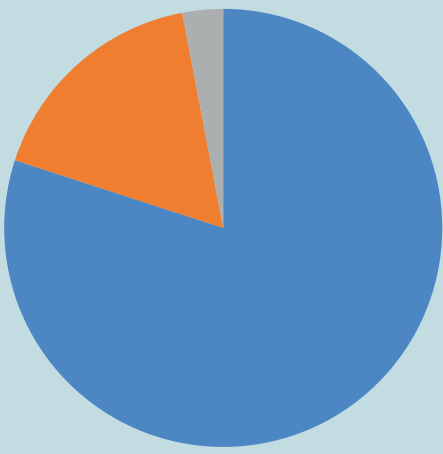
Incapacitant drawn/used

171

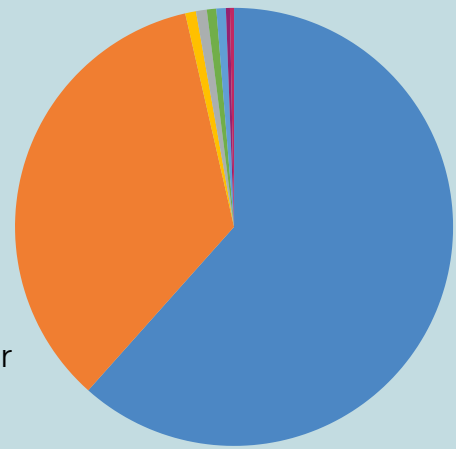


Spit Guard Used

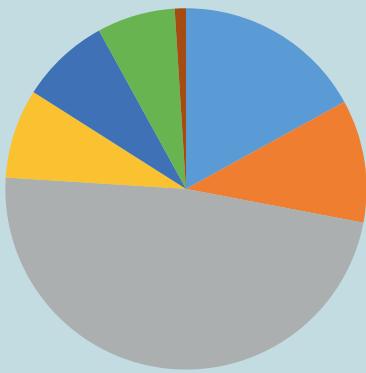
GENDER OF SUBJECT



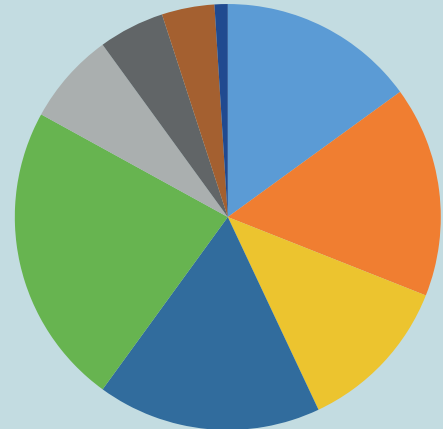
ETHNICITY OF SUBJECT



REASON FOR USE OF FORCE



IMPACT FACTOR



20% of subjects were believed to have a mental health condition

615 Number of severe/minor injuries to persons during use of force

561 incidents of officers assaulted