

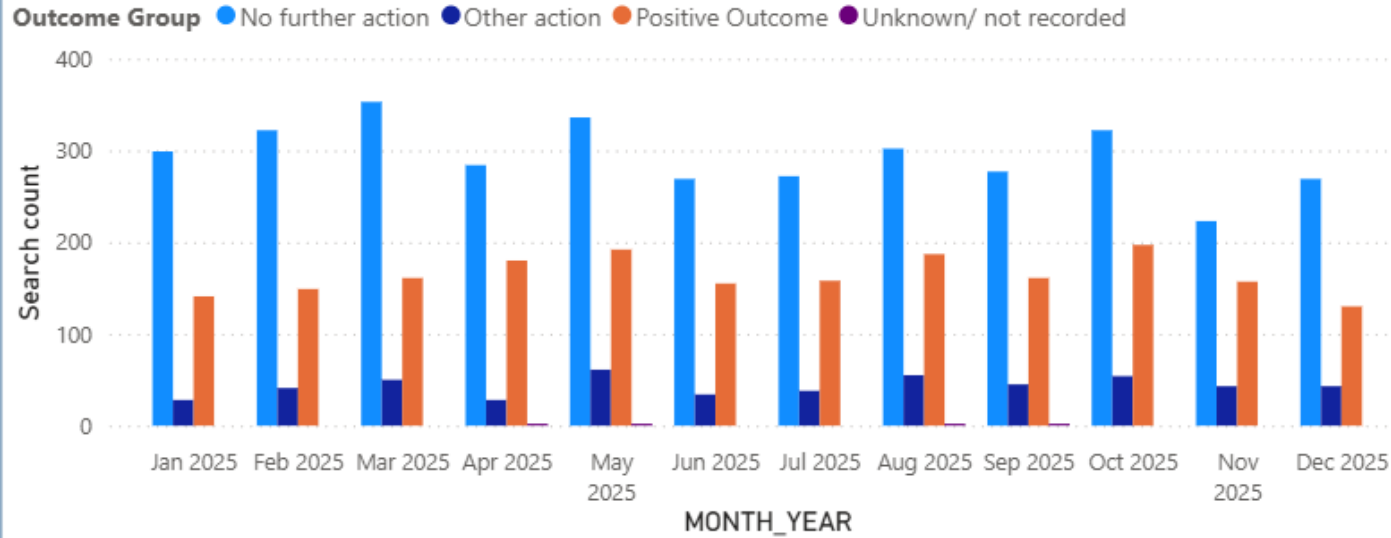


# Stop & Search

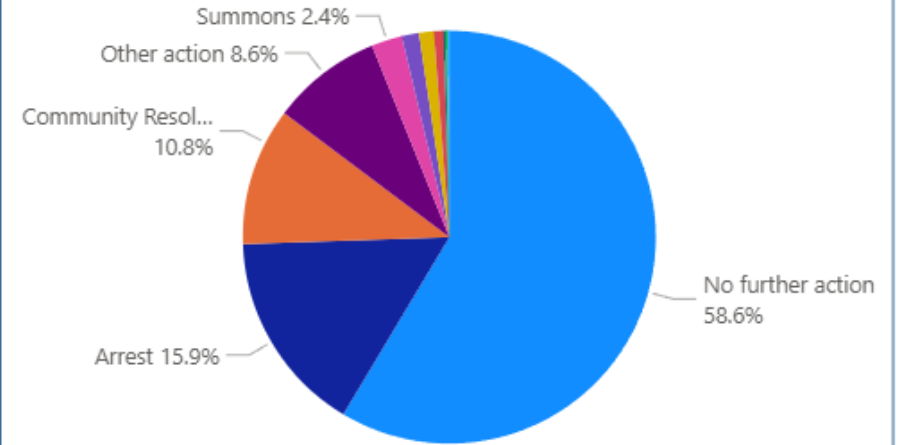
January 25 – December 25

# Stop & Search Outcomes (January 2025 - December 2025)

Outcome Group



Outcome



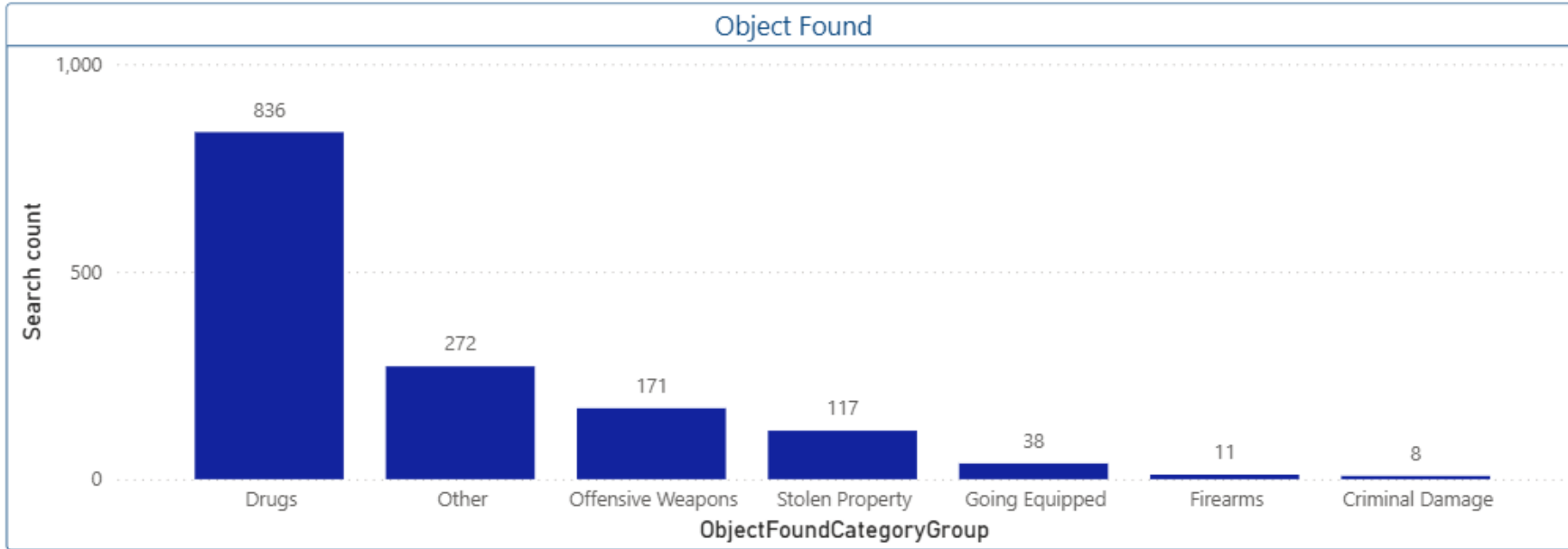
Outcome Group

MONTH_YEAR	No further action	Other action	Positive Outcome	Unknown/ not recorded	Total
Jan 2025	299	28	141	0	468
Feb 2025	322	41	149	0	512
Mar 2025	353	50	161	0	564
Apr 2025	284	28	180	1	493
May 2025	336	61	192	1	590
Jun 2025	269	34	155	0	458
Jul 2025	272	38	158	0	468
Aug 2025	302	55	187	2	546
Sep 2025	277	45	161	2	485
Oct 2025	322	54	197	0	573
Nov 2025	223	43	157	0	423
Dec 2025	269	43	130	0	442
<b>Total</b>	<b>3,528</b>	<b>520</b>	<b>1,968</b>	<b>6</b>	<b>6,022</b>

Outcome

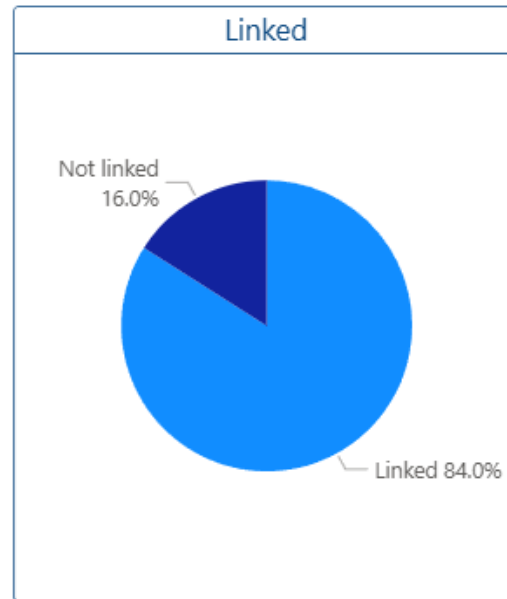
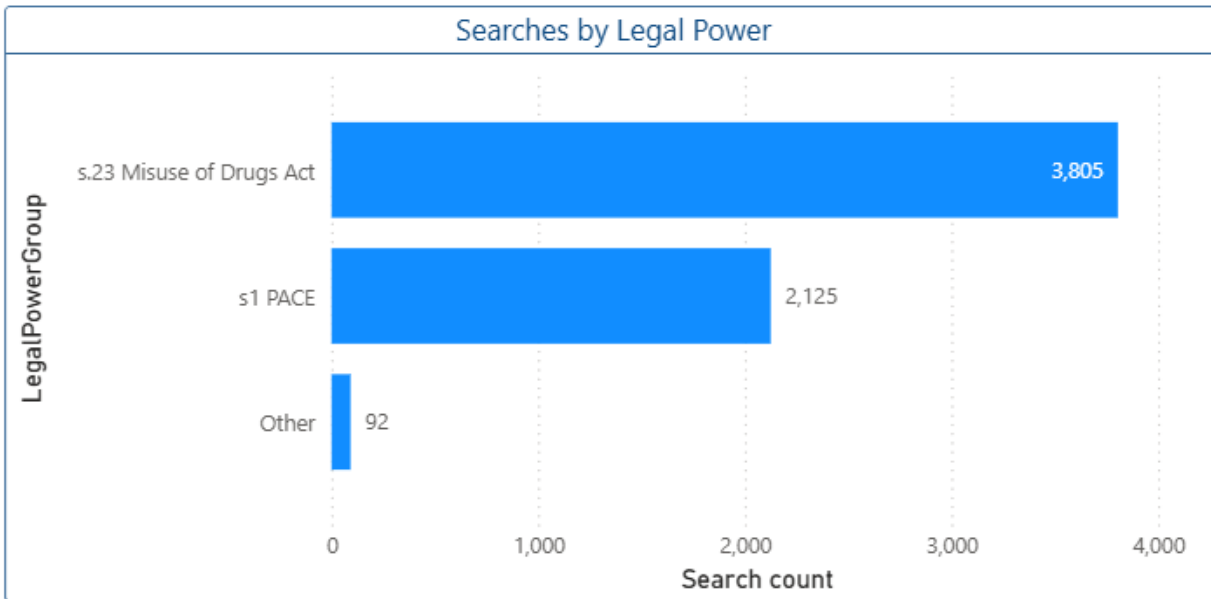
ADR_SearchOutcome	Search count
No further action	3,528
Arrest	956
Community Resolution	650
Other action	520
Summons	145
Voluntary attendance	81
Verbal warning / words of advice	70
Seizure of property	44
Caution	12
Khat / Cannabis Warning	7
Unknown/ not recorded	6
Penalty Notice for Disorder	3
<b>Total</b>	<b>6,022</b>

# Objects Found & Powers Used (January 2025 - December 2025)



### Object Found

Search count	ObjectFoundCategoryGroup
836	Drugs
272	Other
171	Offensive Weapons
117	Stolen Property
38	Going Equipped
11	Firearms
8	Criminal Damage
<b>1,453</b>	



### Linked

ADR_Links	Search count
Linked	1,460
Not linked	278
<b>Total</b>	<b>1,738</b>

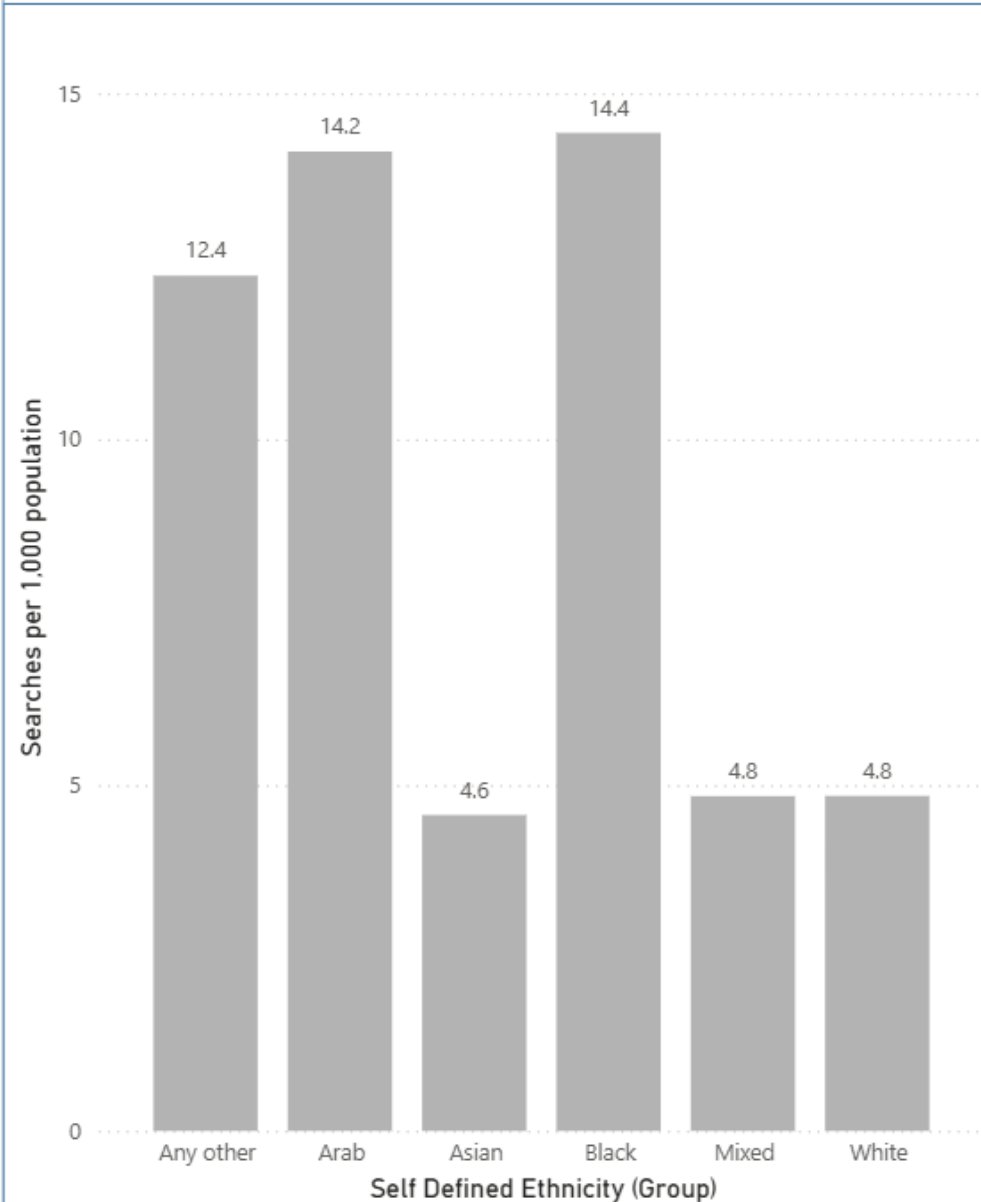
### Linked - Explanation

Of the 1,738 stop and searches where an object was found, 1,460 were linked to the reason for the search and 278 were not linked.

# Ethnicity (January 2025 - December 2025)

\*Population data is from the 2022 census

Stop and Search Per 1000 Population



Population Figures

SubjectSelfDefinedEthnicity (groups)	Search count	Total Population	Search Rate Per 1000 population
<b>Any other</b>	<b>77</b>	<b>6,227</b>	<b>12.37</b>
O9. Any other	77	6,227	12.37
<b>Arab</b>	<b>34</b>	<b>2,401</b>	<b>14.16</b>
O2. Arab	34	2,401	14.16
<b>Asian</b>	<b>88</b>	<b>19,269</b>	<b>4.57</b>
A1. Asian Indian inc Asian British	16	4,135	3.87
A2. Asian Pakistani inc Asian British	15	3,170	4.73
A3. Asian Bangladeshi inc Asian British	10	3,573	2.80
A4. Asian Chinese inc Asian British	3	2,894	1.04
A9. Any other Asian background	44	5,497	8.00
<b>Black</b>	<b>110</b>	<b>7,623</b>	<b>14.43</b>
B1. Black Caribbean inc Black British	19	585	32.48
B2. Black African inc Black British	51	6,224	8.19
B9. Any other Black background	40	814	49.14
<b>Mixed</b>	<b>54</b>	<b>11,157</b>	<b>4.84</b>
M1. Mixed White & Black Caribbean	7	2,387	2.93
M2. Mixed White & Black African	7	2,288	3.06
M3. Mixed White & Asian	9	3,484	2.58
M9. Any other mixed	31	2,998	10.34
<b>Not Recorded</b>	<b>8</b>		<b>0.00</b>
	8		0.00
<b>Not stated</b>	<b>979</b>		<b>0.00</b>
NS. Not stated	979		0.00
<b>W4. White Roma</b>	<b>2</b>		<b>0.00</b>
W4. White Roma	2		0.00
<b>White</b>	<b>4,304</b>	<b>888,481</b>	<b>4.84</b>
W1. White British	4,060	843,715	4.81
W2. White Irish	17	2,397	7.09
W3. White Gypsy or Irish Traveller	3	1,008	2.98
W9. Any other white background	224	41,361	5.42
<b>Total</b>	<b>5,656</b>	<b>935,917</b>	<b>6.04</b>

\*Not stated is where the subject has refused to self-identify their ethnicity

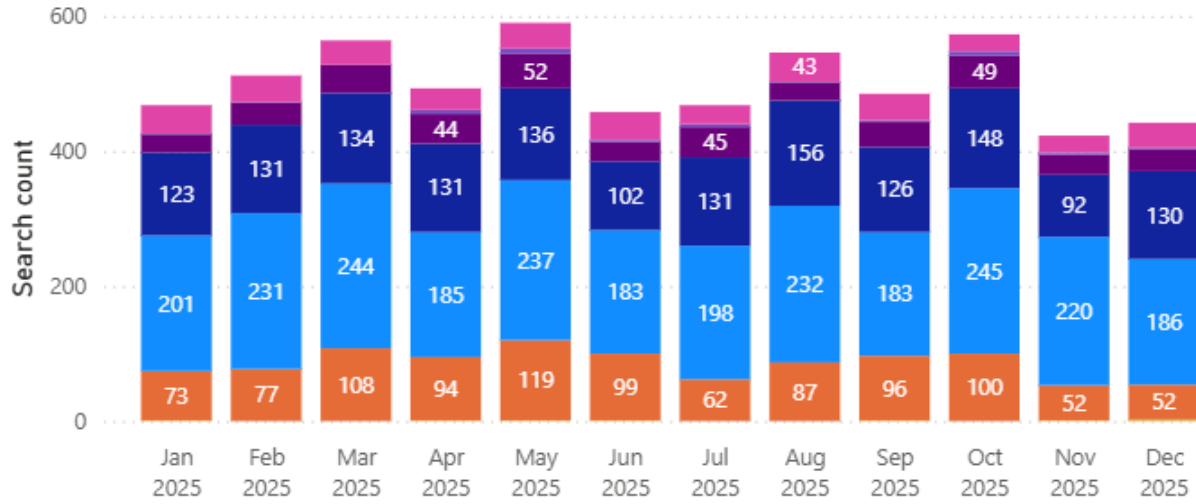
\*Not recorded is where we have no record of if they have self-identified their ethnicity

# Age and Gender (January 2025 - December 2025)

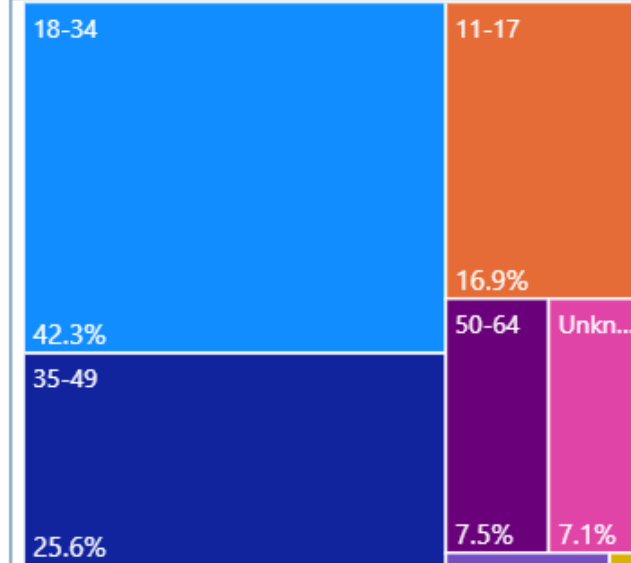
\*Gender is self-defined

### Age Proportionality by Month

SubjectAgeGroup ● 0-10 ● 11-17 ● 18-34 ● 35-49 ● 50-64 ● 65 and over ● Unknown / Not recorded



### Percentage Breakdown

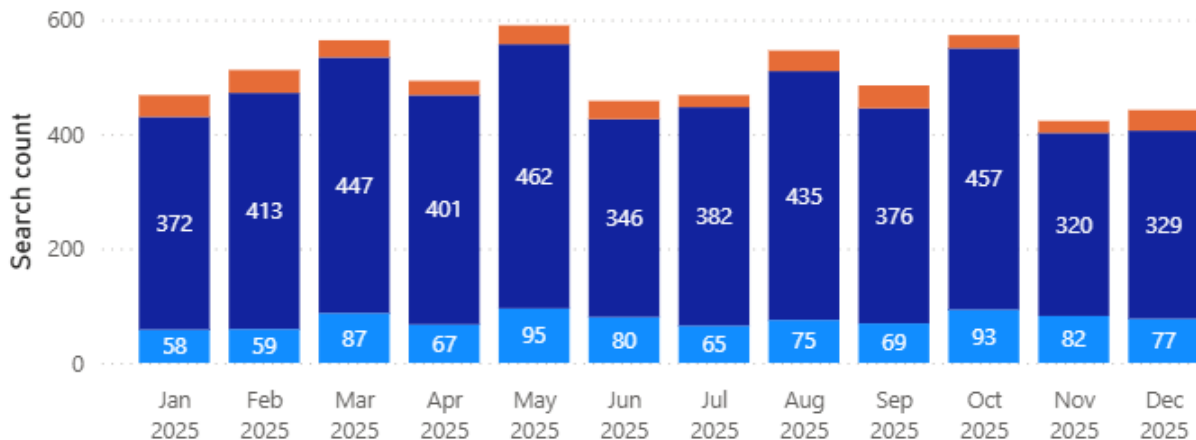


### Searches by Age Band

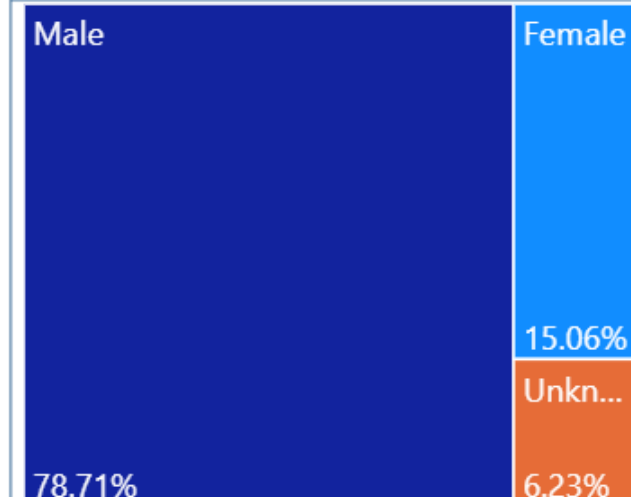
SubjectAgeGroup	Search count
0-10	8
11-17	1,019
18-34	2,545
35-49	1,540
50-64	449
65 and over	36
Unknown / Not recorded	425
<b>Total</b>	<b>6,022</b>

### Sex Proportionality by Month

ADR\_Sex ● Female ● Male ● Unknown



### Percentage Breakdown

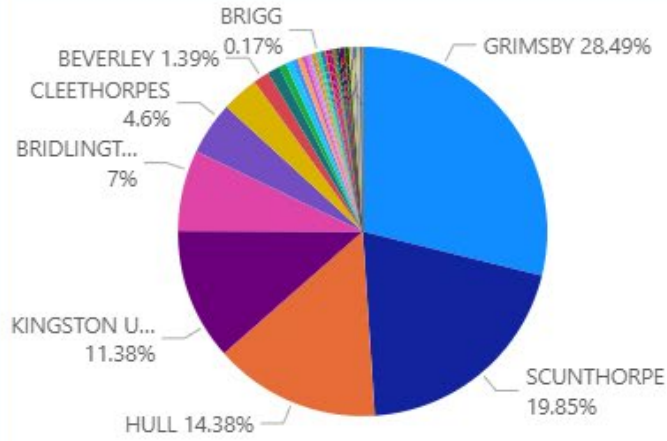


### Searches by Gender

ADR_Sex	Search count
Male	4,740
Female	907
Unknown	375
<b>Total</b>	<b>6,022</b>

# Time, Day & Location of Search (January 2025 - December 2025)

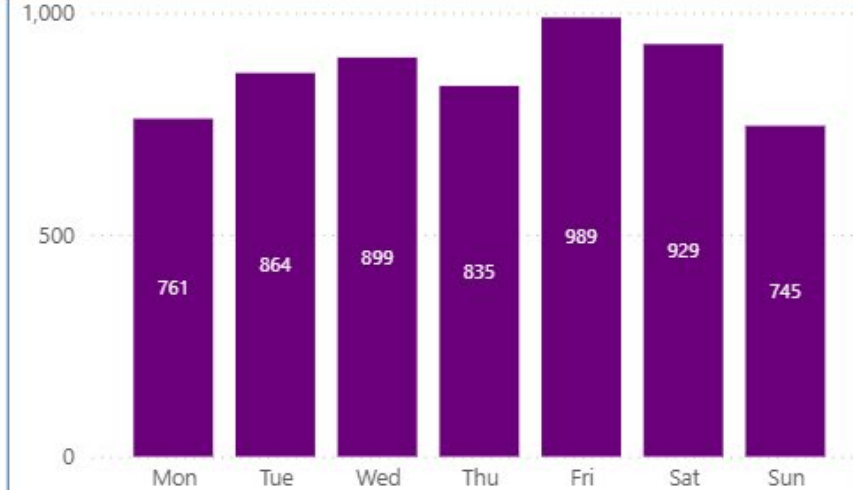
Searches by Town



Day of the Week

CALENDAR_ DAY_NAME _SHORT	Search count
Mon	761
Tue	864
Wed	899
Thu	835
Fri	989
Sat	929
Sun	745
<b>Total</b>	<b>6,022</b>


Searches by Day of the Week



Hour

SearchHour	Search count
0	260
1	204
2	220
3	136
4	108
5	26
6	24
7	31
8	105
9	163
10	267
11	305
12	346
13	393
14	431
15	423
16	370
17	319
18	228
19	255
20	443
21	316
22	323
23	326
<b>Total</b>	<b>6,022</b>

Local Authority



Searches by Hour of the Day

