

Humberside Police - National Crime and Policing Measures Update

20th November 2025

1. Introduction

As detailed within the Specified Information Order (SIO), Police & Crime Commissioners (PCC's) and equivalents are required to report upon the performance indicators within the National Crime and Policing Measures (NCPM)/ Beating Crime Plan, which was developed by the previous government.

Due to a change in Government in 2024, it is recognised that the NCPM's formed part of the previous governments 'Beating Crime Plan' and are not the priorities of the current government. However, further clarity has been sought from the Home Office (HO), where it has been recognised that the definition of national priorities and reporting through the SIO need to be reviewed, but the timing of this is dependent on several factors, including the publication of the HO reform white paper (expected in Autumn/Winter 2025).

As a result of this, the HO have confirmed that the existing requirements for reporting against the national priorities in the SIO remain and PCCs should continue to report upon them until further notice.

2. Overview

The National Crime and Policing Measures (NCPM) are tracked through the 'Digital Crime and Performance Pack' (DCPP), where force level comparative data is restricted due to it containing information that is yet to be validated and published by the Office for National Statistics (ONS), and therefore cannot be referenced to within this publication.

On the 31st July 2025, the DCPP reported that: -

"The current measures and baselines within the DCPP were agreed by the previous government and as yet Home Office officials have not had a steer from Ministers as to how they wish to consider force performance going forward. As a result, the outliers process will be paused from this month onwards until such steer is given. The outlier pages within the DCPP have been removed to avoid any confusion.

Following the General Election and new Government priorities on crime and policing, the Digital Crime and Performance Pack that was available to the public on the HMICFRS website has been withdrawn. The page now redirects to: Police recorded crime and outcomes open data tables, which contains the raw data which fed into the public version of the DCPP."

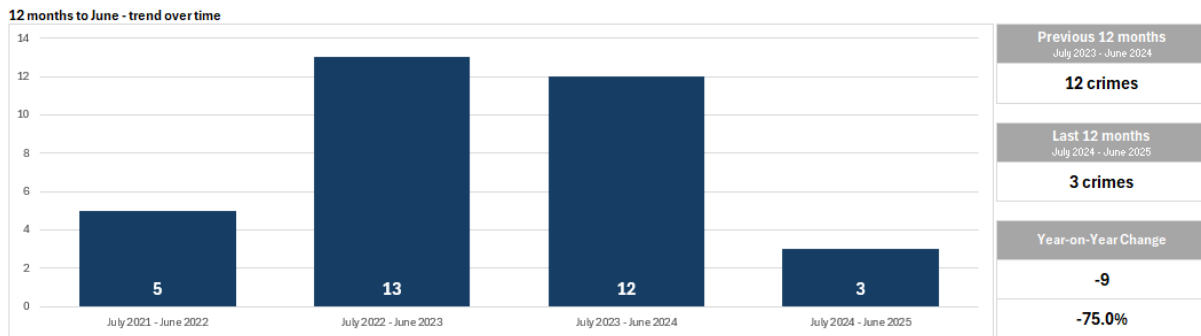
Whilst there are six priority areas within the NCPM performance framework, some of these areas are not available for the Force to report against (such as, 'Improving Satisfaction Among Victims', and 'Tackling Cyber Crime), due to the data either not being available from the ONS/CSEW etc, or has been removed from the DCPP (e.g. outlier criteria). The six priority areas are as follows:-

- Reduce murder and other homicides.
- Reduce serious violence.
- Disrupt drugs supply and county lines.
- Reduce neighbourhood crime.
- Tackle cyber-crime.
- Improve satisfaction among victims – with a particular focus on victims of domestic abuse.

With the public facing DCPD having been removed and redirected to the ‘Police recorded crime and outcomes open data tables’, Humberside will provide comparative data analysis (where applicable) to the most recent ‘Recorded Crime in England’ publication, which contains data for the 12 months to June ’25.

3. National Crime Performance Metric: Reduce Murder and Other Homicide

Due to the HO pausing and withdrawing the ‘Outliers Process’, Humberside will compare the most recently held data for the 12 months to June 2025 to the England and Wales average (based on most recently published by the ONS) for this national crime performance metric.



In the 12 months to June 2025, Humberside has recorded 3 Homicides, which records a decrease of 9 Homicides when comparing to the 12 months to June 2024. Where the 12 months to June 2025 records the lowest volume of homicides when comparing against the last 3 comparative 12 month rolling periods.

Humberside is recording a much larger year on year reduction of 75.0% for recorded crime, when comparing to the England and Wales average (-6.2%).

Force Performance Summary

The force have employed a range of measures to reduce homicide, near miss homicide and preventable deaths, which include:

- Production of a homicide and near miss homicide problem profile which allows the identification of trends and targeted preventative activity, to try and reduce serious violent offending.
- Formation of a Review Team within the Major Crime Team, which enables the force and partners to quickly identify learning and good practice from homicide and near miss homicide offences.
- Implementation of homicide and near miss homicide prevention rapid debrief process.
- Full integration of the national homicide prevention framework

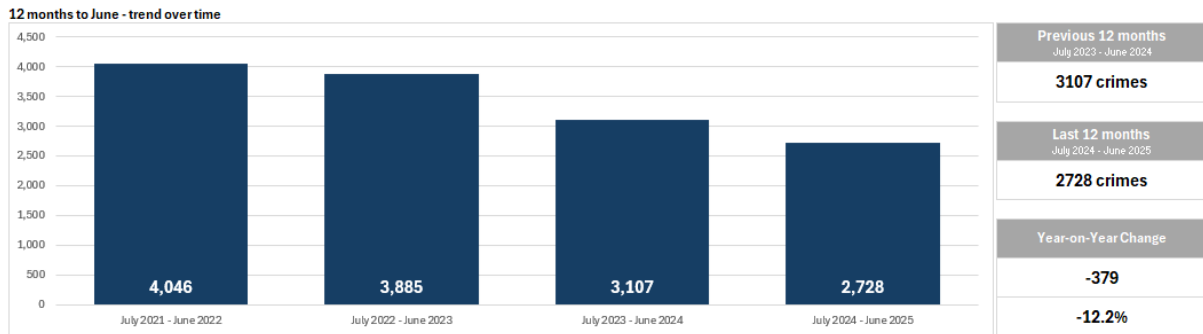
- Media campaigns targeting key drivers of homicide and near miss homicide such as the “One Punch” Christmas campaign and “Walk Away” national campaign.

4. National Crime Performance Metric: Reduce Neighbourhood Crime

Due to the HO pausing and withdrawing the ‘Outliers Process’, Humberside will compare the most recently held data for the 12 months to June 2025 to the England and Wales average (based on most recently published by the ONS) for this national crime performance metric.

The national measures for neighbourhood crime are defined as; Residential Burglary, Personal Robbery, Theft from and of a Vehicle, and Theft from Person.

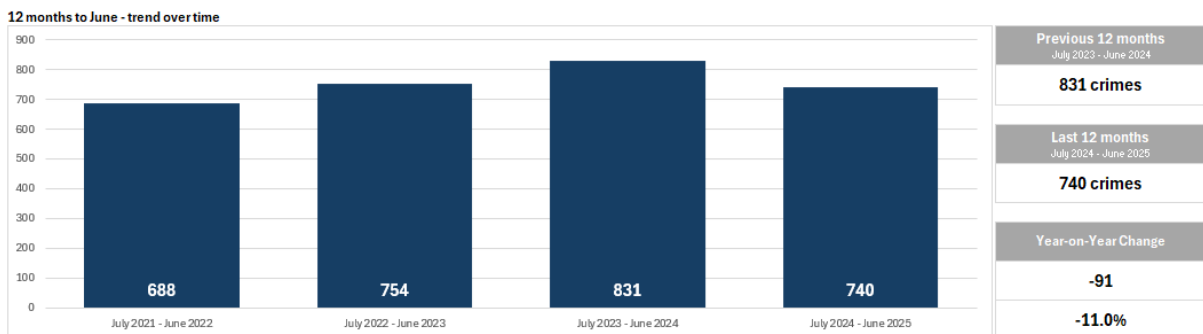
Residential Burglary



In the 12 months to June 2025, Humberside has recorded 2,728 Residential Burglaries, which records a decrease of 379 crimes when comparing to the 12 months to June 2024. Where the 12 months to June 2025 records the lowest volume of crime when comparing against the last 3 comparative 12 month rolling periods.

Humberside is recording a larger year on year reduction of 12.2% for recorded crime, when comparing to the England and Wales average (-11.0%).

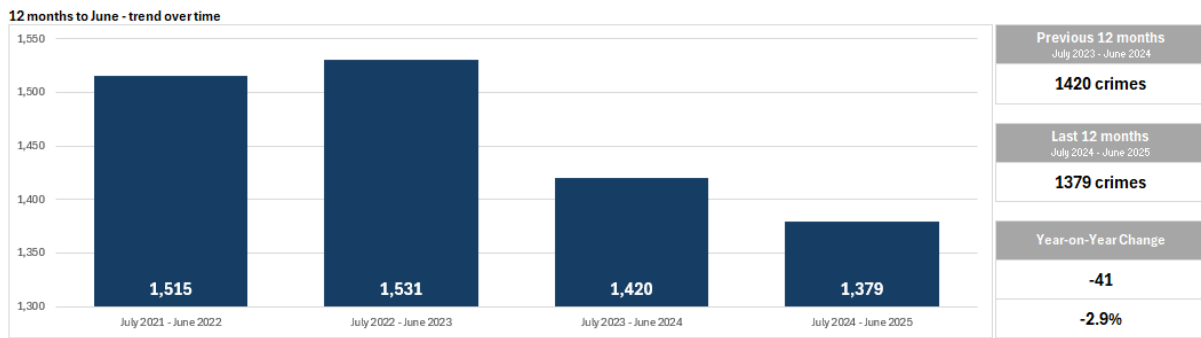
Personal Robbery



In the 12 months to June 2025, Humberside has recorded 740 Personal Robbery crimes, which records a decrease of 91 crimes when comparing to the 12 months to June 2024, which is the equivalent of an 11.0% year on year reduction.

The ‘Recorded Crime in England and Wales’ publication does not publish national data for Personal Robbery.

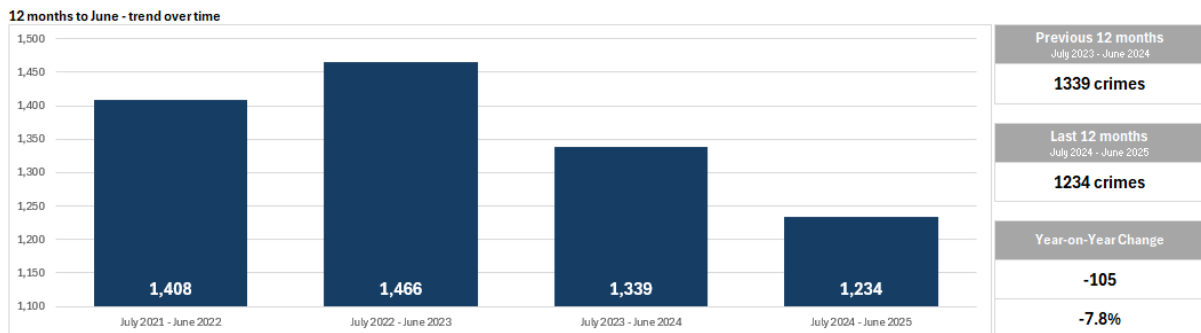
Theft from a Vehicle



In the 12 months to June 2025, Humberside has recorded 1,379 Theft from a Vehicle offences, which records a decrease of 41 crimes when comparing to the 12 months to June 2024, which is the equivalent of a 2.9% year on year reduction. Where the 12 months to June 2025 records the lowest volume of crime when comparing against the last 3 comparative 12 month rolling periods.

The 'Recorded Crime in England and Wales' publication does not publish national data for Theft from a Vehicle.

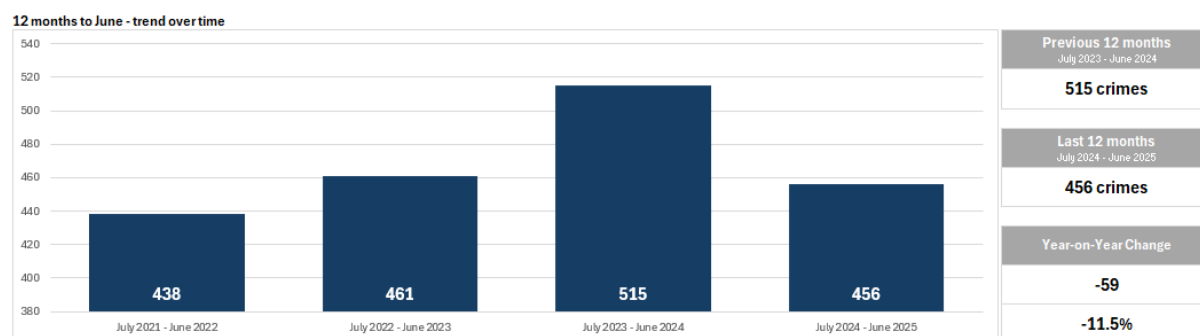
Theft of a Vehicle



In the 12 months to June 2025, Humberside has recorded 1,234 Theft of a Vehicle offences, which records a decrease of 105 crimes when comparing to the 12 months to June 2024, which is the equivalent of an 7.8% year on year reduction. Where the 12 months to June 2025 records the lowest volume of crime when comparing against the last 3 comparative 12 month rolling periods.

The 'Recorded Crime in England and Wales' publication does not publish national data for Theft of a Vehicle.

Theft from Person



In the 12 months to June 2025, Humberside has recorded 456 Theft from Person Offences, which records a decrease of 59 crimes when comparing to the 12 months to June 2024.

Humberside is recording a larger year on year reduction of 11.5% for recorded crime, when comparing to the England and Wales average (-4.8%).

Force Performance Summary

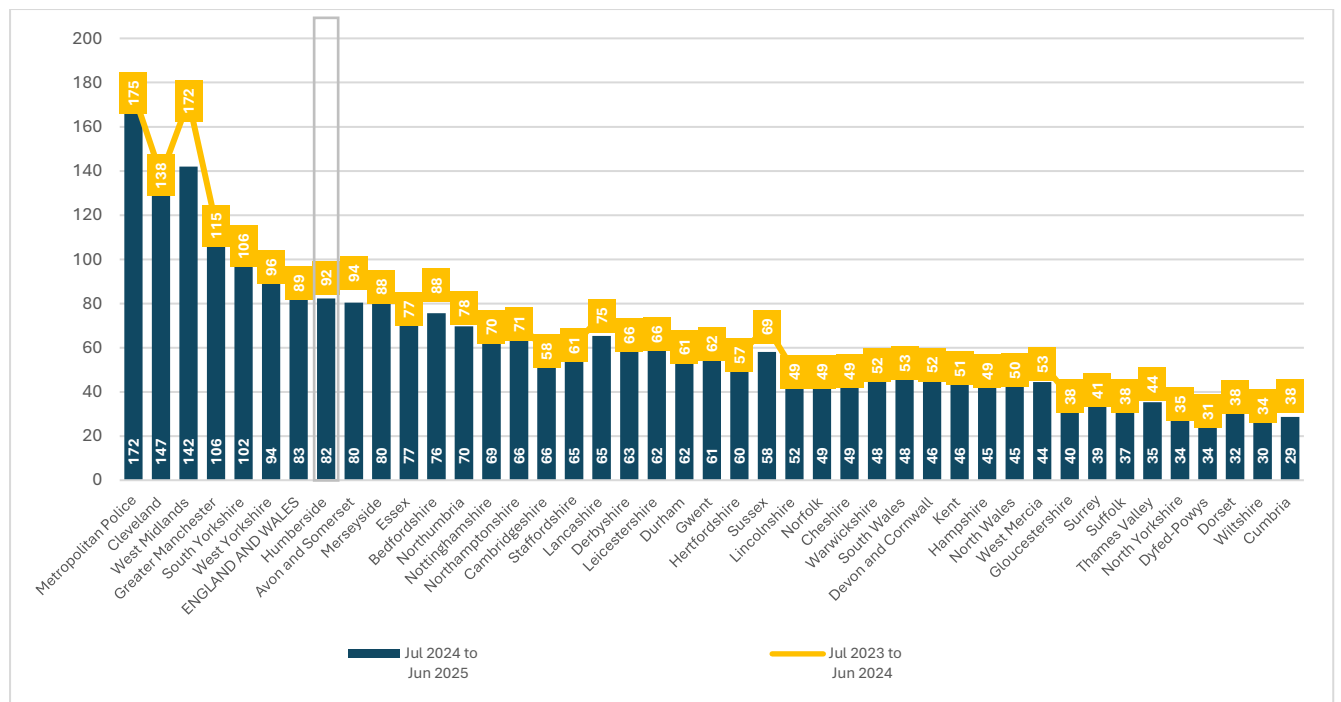
To ensure that the Force maintains and achieves continuous performance improvements within the Neighbourhood Crime NCPM indicators, the Force is undertaking the below high level activity:-

- Continuation of effective multi-agency, early intervention and diversion work.
- Application of innovative, evidence based, crime prevention activity through specific Operations
- Continuous improvement of professional investigation which maximises evidence collection
- Appropriate use of out of court disposals to reduce reoffending.
- Robust offender management.
- Development of effective 4P plans for all neighbourhood crime areas with force level owners and locally based deputies to provide a consistent approach.
- Evidence based policing to deliver effective an 'hot-spot' preventative patrol strategy, which has been further supported by the 'Summer Safer Streets Initiative' for local town centres.
- Locally owned problem profiles, supported by OSARA and POP methodology to deliver long-term sustainable reductions.
- Development of property marking schemes and online property registers to restrict the movement of stolen property.
- Proactive focus on second-hand markets to increase intelligence and reduce outlets for stolen property.
- Realigned management of proactive resources to divisional intelligence managers as Neighbourhood Tactical Units, with a wider focus around Neighbourhood Crime types as opposed to purely a traditional focus on drugs markets,
- Evidence based deployment of capture assets across all neighbourhood crime types.
- Increased use of covert policing tactics in response to neighbourhood crime.
- Dedicated Neighbourhood Crime Investigation Teams delivering an agile and dynamic response to emerging crime trends. These teams also provide a development opportunity for less experienced officers to improve their investigation and golden hour principle skills.

5. Reduce Serious Violence

The National measures are defined as Hospital Admissions of u25's for assault with a sharp object, and offences involving the discharge of a firearm. However, with the public facing DCPD having been removed and redirected to the 'Police recorded crime and outcomes open data tables', Humberside will provide comparative data analysis for the number of knife & sharp instrument offences, and the number of firearm offences (excluding air weapons).

Offences involving knife or sharp instrument

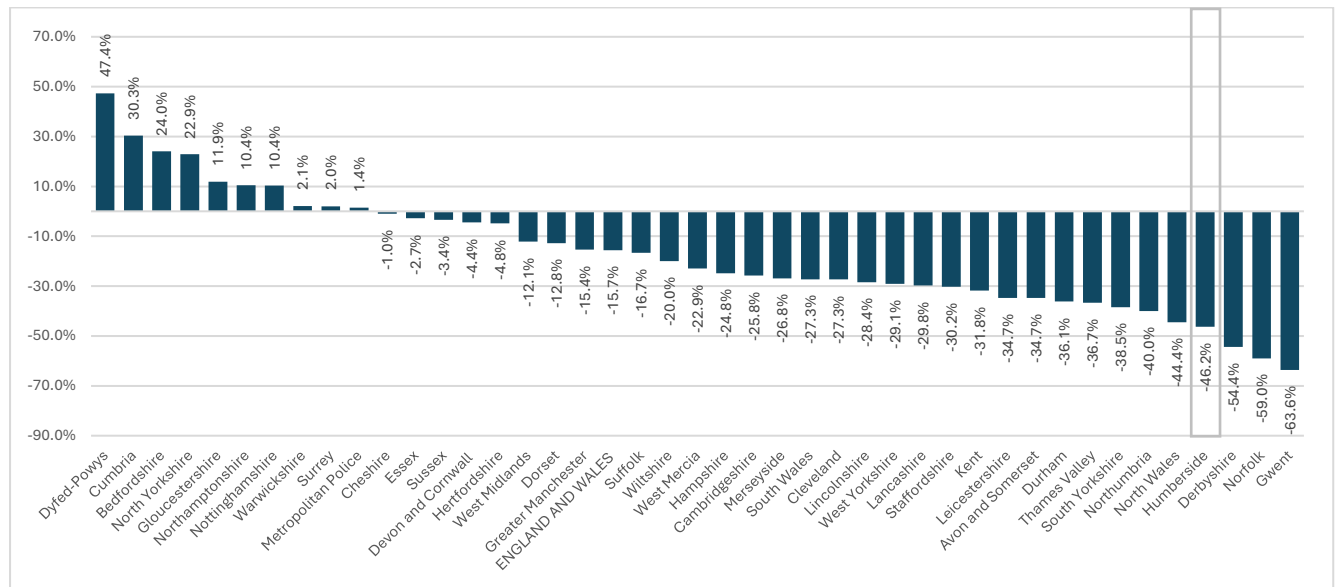


Humberside has recorded 82 offences per 1,000 population for the 12 month to June 2025, which is c.10 less offences per 1,000 population when comparing to the 12 months to June 2024.

When comparing Humberside's crime rate per 1,000 population against the national average (83), Humberside records 1 less offence per 1,000 population.

Humberside has recorded the 7th highest crime rate nationally for offences involving a knife or sharp instrument, which is one place deterioration when comparing to the same period last year (12 months to June 2024), where the force previously had the 8th highest rate.

Firearm Offences



When analysing the number of firearm offences, Humberside has recorded 50 offences for the 12 months to June 2025, which is 46.2% lower when comparing to the 12 months to June 2024, the equivalent of 43 less offences year on year.

When comparing the year on year performance nationally, Humberside records the 4th largest reduction, and is 30.6%pts better than the national average (-15.7%).

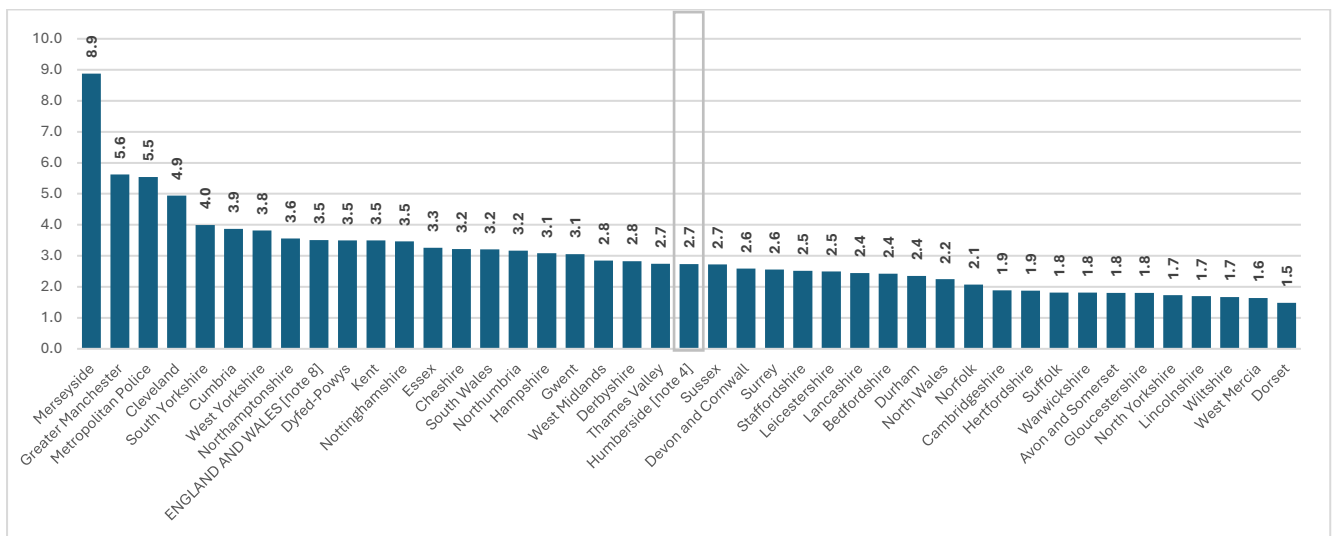
Force Performance Summary

- Identification of risk factors has enabled targeted work within social settings and schools, to discourage the carriage of weapons which are often used as a consequence of minor incidents escalating rather than the carriage being for intended criminality.
- Balanced and intelligence led use of stop and search can be a powerful tool in disruption and identification of offenders, particularly in the Night-time Economy, where risk perception and a lack of understanding as to consequences of actions are impaired through intoxication. The use of stop and search in this context is also more likely to be effective in disruption and harm reduction, as well as less likely to have a negative impact on any specific community.
- The management of risk of firearms is managed through proactive assessment of firearms based in intelligence and operational activity where there is an identified threat. The continued assessment of risk posed by those holding weapons, and their security measures are key in minimising the risk from legally owned weapons, and of those weapons being illegally obtained and used with criminal intent.
- Wider protection and assessment of risk is now in place within the Firearms Licensing Unit through the enhancements in processes and oversight.
- 19 hotspots have been identified across Humberside police area that are linked to the most serious violence, which is a reduction from last year to allow enhanced focus, and where targeted foot patrols are being undertaken in these areas with dedicated staff

briefed around specific issues and concerns, Serious Violence Crime and Anti-Social Behaviour reporting has been reduced when staff are deployed. This is resulting in increased interaction with the community, intelligence being gathered, weapons sweeps and positive stop searches

- Home Office funding is being used in these 19 areas to undertake bespoke problem-solving activity. Examples of this are - dedicated staff are tasked with patrolling key hotspots in the Night Time Economy or funding youth outreach work to educate youth in high violence areas.

6. Disrupt Drugs Supply and County Lines



Humberside has the 22nd lowest crime rate per 1,000 population for drug offences, with a rate of 2.7 offences per 1,000 population, and is 0.8 offences per 1,000 population less than the national average (3.5 offences per 1,000 population).

Force Performance Summary

- County lines and the dispute between rival OCGs in supplying commodity, and the use of disproportionate violence to enforce debts or intimidate, has been a national concern and driver of drugs related violence. The understanding of key OCG networks operating and assessment of risks is the basis of effective disruption, prevention and pursue.
- Northbank as well as the force Serious and Organised crime teams employ a range of tactics to identify, disrupt and arrest offenders to stem the flow of commodity into and within the force area. The intelligence gathering and support from NPT's is vital particularly in identifying those individuals that are new and active in drugs networks and in identifying thought that are vulnerable to exploitation through coercion or cuckooing.
- Monitoring of OCG networks and MoRiLE scorings via Force TCG allows changes in risk to be identified and activity tasked to address as required. OCG and drugs supply remain on the regional and local Strategic Threat Assessment

- The Force has two Clear Hold Build sites identified, and is developing plans with partners to deliver activity which will reduce drug supply and community based harm. These sites are in Bridlington and Grimsby.
- There are local and collaborated drugs partnerships across the Local Authority areas of the Force, which are delivering against the 10 year Drug Strategy – From harm to Hope. This sees Humberside Police leading on areas such as criminal justice outcomes (out of court disposals and female offender pathways) and well as harm and mortality reduction through rapid death reviews, non-fatal overdose reviews, and collaborated drug alert systems. Drugs outcomes are monitored through the LDPs and alliances to ensure that policing contributes to tackling the harm from drug dealing and taking.

7. Tackle Cyber Crime

The National measures are defined as confidence in law enforcement response to cyber-crime and percentage of businesses experiencing a cyber breach or attack. Currently the performance indicators are still in national development for this priority area, where only consolidated regional (Yorkshire and Humber) data is available.

8. Improving Satisfaction among victims, with a particular focus on victims of DA

The National measures are defined as satisfaction with the police among victims of DA, and victim satisfaction with the police. Currently the performance indicators are still in national development for this priority area, where data is not yet available within the DCP tool.